

DAILY MENTAL MATH – GRADE 6 – Answers

Please note:

- In measuring activities, a tolerance of 1–2 mm should be allowed or measured by the teacher.

Week 1 pages 2–3


Monday

1. 1:15
2. 27
3. 2
4. 10
5. \$1.50
6. 15
7. 4
8. true
9. pentagon
10. 100 cm
11. A
12. 1,000
13. 5
14. 5
15. 4
16. 15
17. cone
18. p.m.
19. 16
20. summer

Tuesday


1. 3:30
2. 3
3. fall
4. 37
5. 24
6. 12
7. \$2.10
8. 6
9. triangular prism
10. 1,010
11. 9
12. 4
13. 10
14. 90
15. parallelogram
16. true
17. 28
18. 12
19. no
20. 1,000

Wednesday

1. 4:17
2. 60¢
3. 3
4. 11
5. 


6. 30¢
7. 18
8. Teacher check
9. 9
10. 1,000
11. 1,001
12. ellipse
13. 25
14. 24
15. 8
16. 35
17. 80
18. false
19. 1,000
20. 16

Thursday

1. 4:31
2. 1,011
3. 
4. 3
5. 13
6. 16
7. 10
8. 6
9. 140
10. octagon
11. 100
12. 27
13. \$3.40
14. 5 cm
15. spring
16. 5
17. 23
18. false
19. 5
20. hexagon


Week 2 pages 4–5

Monday


1. 6:20
2. 14
3. 11
4. 21
5. 36
6. \$4.20
7. 1,101
8. 10
9. 
10. 8 r 1
11. 100
12. false
13. 7
14. 64
15. 40
16. winter

17. trapezoid
18. 365
19. 260
20. 1,200

Tuesday


1. 2:25
2. 52
3. 32
4. 15
5. 81
6. 1,111
7. \$2.70
8. 
9. 16
10. 14
11. 10 r 3
12. 30
13. 9
14. 1,000
15. rhombus
16. true
17. 10
18. 366
19. 565
20. 1,800

Wednesday

1. 8:20
2. 9
3. 14
4. 10,000
5. 1,100
6. 24
7. 25
8. \$1.90
9. 19
10. 
11. even
12. 10
13. 4
14. 41
15. 7 r 3
16. 240
17. false
18. a scalene triangle
19. summer
20. 845


Thursday

1. 7:25
2. semicircle
3. 13
4. fall
5. 22
6. \$5.80
7. 15

8. 1,009
9. 36
10. 
11. 64
12. odd
13. 7
14. equilateral triangle
15. 1,000
16. 139
17. 180
18. 9 r 4
19. 20,000
20. 755

Week 3 pages 6–7

Monday

1. 9:45
2. 23
3. 
4. 12
5. 10
6. no
7. 1,109
8. 1
9. rectangular pyramid
10. 20
11. 45
12. 5 r 2
13. 1
14. 3
15. true
16. \$13.50
17. August 11
18. 7 p.m.
19. 77
20. \$2.50

Tuesday


1. 10:40
2. 23
3. August 5
4. 10
5. 8 or 9
6. 6 r 5
7. 100
8. 24
9. 28



11. 1,119
12. 560
13. 1.0
14. 3-D
15. 85
16. 1.8
17. \$10.50

18. true
19. winter
20. 4

Wednesday

1. 11:45
2. 21
3. 140 cm
4. 11
5. 
6. 6 r 2
7. 26
8. 4
9. \$11.60
10. 9
11. 20
12. 1,019
13. 0.9
14. even
15. 360
16. parallelogram
17. March 28
18. pentagonal pyramid
19. even
20. 1 a.m.

Thursday

1. 12:40
2. 320
3. 3 p.m.
4. 15
5. 5
6. 4 r 5
7. 29
8. \$14.70
9. 110
10. 19
11. 9
12. 1,001
13. 400
14. pentagonal prism
15. 1.2
16. Teacher check
17. December 27
18. true
19. 2,000
20. spring

WEEK 4 pages 8–9

Monday

1. 2:10
2. 12
3. Teacher check
4. 17
5. 3 p.m.
6. 4 r 1